



State Referee Association Standards

Where provided, U.S. Soccer expects State Referees Associations to establish requirements that best support the needs of the local competitions and the referees servicing them. This means that State Referee Associations are expected to work collaboratively with State Association(s) leaders and local competition authorities.

Specific to requirements associated with grade, this includes:

- Minimum age
- Previous game and grade experience

State Referee Associations are also empowered by U.S. Soccer to establish fitness, assessment and training standards outside the parameters of grade. Although independent of grade, these standards should be advanced when compared to the existing U.S. Soccer grade requirements. These advanced standards should be specific to the needs of local competitions or specific to participation in state level development programs.

If fitness standards are required for specific state level competitions, they should be conducted in accordance with the FIFA Sprint and Interval Tests. U.S. Soccer recommends that State Referee Associations use the established State Referee standards but the required time intervals can be adjusted if needed. It is required that a set of speed gates be used to administer the sprint tests.

If assessment standards are required, they should be conducted in accordance with the current guidelines specific to formal assessments. State Referee Associations are also able and encouraged to utilize the following:

- Development and guidance evaluations
- Scouting and identification
- Mentoring

Additional training standards can include, but are not limited to attending:

- Clinics
- Workshops
- Tournaments or other competitions

For national competitions looking to establish requirements specific to assignment, U.S. Soccer can assist in the formation and communication of these standards.

These additional standards can be instituted by State Referee Associations outside the scope of grade requirements and are intended to promote the development of referees and support the needs of local, regional and national competitions.

**U.S. Soccer Federation Referee Program
Grade 5 Referee Certification Requirements
For 2018**



Grade 5 – State Referee

The purpose of the Grade 5 State Referee level is to prepare officials for national certification. U.S. Soccer recommends that these officials be assigned to the most competitive regional events and leagues available. This may include lower level professional matches as appropriate.

Those registered as Grade 5 officials will be considered for national certification for the following certification year by U.S. Soccer, but selection is not guaranteed.

Certification Requirements	
Previous Game Experience	Determined by the State Referee Association
Previous Grade Experience	Minimum 1 Year as a Grade 6 or Above
Training	Pass the Grade 6 State Referee Course
Laws of the Game Test	Pass the National Test
Fitness Test	Pass the Grade 5 Sprint and Interval Tests
Practical Evaluation	Minimum of 3 Passing Assessments
Annual Recertification Requirements	
Training	Determined by the State Referee Association
Laws of the Game Test	Pass the National Test
Fitness Test	Pass the Grade 5 Sprint and Interval Tests
Practical Evaluation	Minimum of 3 Passing Assessments

Notes

- All State Referee Association requirements must be made public
- Minimum of 3 passing assessments, 2 on adult matches, and one on a youth game 18 years or older from July 1, 2017 – June 30, 2018
 - Must be from affiliated games with a minimum of 40 minute halves
 - Must be completed by 3 different National Assessors



Fitness Test Administration and Standards

Hosting Requirements

- **EMS and/or a medical trainer must be available on site**
- Available from 7:00 a.m.-7:00 p.m. to allow for weather delays
- Should have a minimum of 6 lanes (400 meters or 200 meters if it is an indoor facility)
- Surface should be rubber type coating to help prevent injuries
- Sound system at the track with the ability to play a DVD or audio file on a computer
- Restrooms and drinking water must be available to the participants
- Timers, monitors, scribes must be recruited from local volunteers
- Equipment needed includes colored pennies with numbers on both sides (or pins with numbers), cones, flags, whistles, clipboards and timing watches

Referee FIFA Fitness Test

The official fitness test for referees consists of two tests. Test 1, Repeated Sprint Ability (RSA), measures the referee's ability to perform repeated sprints over 40m. Test 2, Interval Test, evaluates the referee's capacity to perform a series of high-speed runs over 75m interspersed with 25m walking intervals. Referees must pass the FIFA Fitness Test at least once a year. The time between the end of Test 1 and the start of Test 2 is 6 to 8 minutes maximum.

Referee Test 1: Repeated Sprint Ability

- Referees run six consecutive 40 meter sprints followed by a recovery period after each sprint (while walking back to the start line)
- The 'start' gate is placed at 0m and the 'finish' gate at 40m. The 'start line' is marked out 1.5m before the 'start' gate.
- Referees line up at the start with their front foot touching the 'start line'. Once the test leader signals that ready, the referee is free to start.
- Referees receive a maximum of 60 seconds recovery between each of the 6 x 40m sprints. During recovery, referees must walk back to the start.
- If a referee falls or trips, they should be given an additional trial (one trial = 1 x 40 m).
- If a referee fails one trial out of the six, they should be given a seventh trial immediately after the sixth trial. If they fail two trials out of seven, the match official has failed the test.

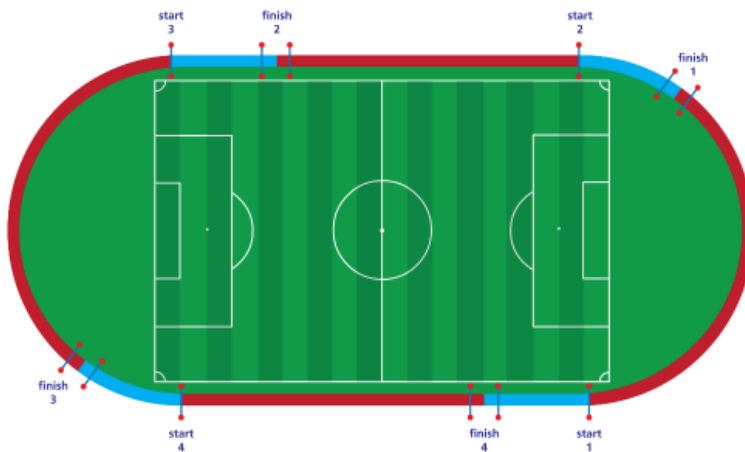


Referee Test 2: Interval Test

**U.S. Soccer Federation Referee Program
Grade 5 Referee Certification Requirements
For 2018**



- Referees must complete 40 x 75m run / 25m walk intervals. This equates to 10 laps of a 400m athletics track. A lap consists of four 75 meter runs with four 25 meter recovery walks
- The pace is dictated by the audio file and reference times are set in accordance with the referee's category.
- Referees must start from a standing position. They must not start before the whistle. On the whistle, referees are allowed to start running.
- At the end of each run, each referee must enter the 'walking area' before the whistle. The walking area is marked out with a line 1.5m before and 1.5m behind the 75m line.
- If a referee fails to place a foot inside the walking area on time, they should receive a clear warning from the test leader. If a referee fails to place a foot inside the walking area on time for a second occasion, they should be stopped by the test leader and informed that they have failed the test.



Standards for Grade 5 Referee Certification

<u>Test Type</u>	<u>Sprint Standard</u>	<u>Interval Standard (run)</u>	<u>Interval Standard (walk)</u>
Referee	6.40 secs	17 seconds per 75m	20 seconds per 25m

Assistant Referee FIFA Fitness Test

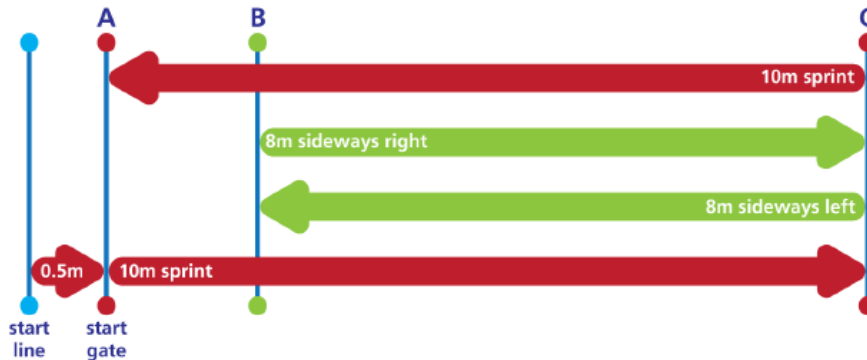
The official fitness test for assistant referees consists of three tests. Test 1, CODA, assesses the assistant referee's ability to change direction. Test 2, Repeated Sprint Ability (RSA), measures the assistant referee's ability to perform repeated sprints over 30m. Test 3, Interval Test, evaluates the assistant referee's capacity to perform a series of high-speed runs over 75m interspersed with 25m walking intervals. Assistant referees must pass the FIFA Fitness Test at least once a year. The time between the end of Test 1 and the start of Test 2 is 2 to 4 minutes maximum. The time between the end of Test 2 and the start of Test 3 is 6 to 8 minutes maximum.

Assistant Referee Test 1: CODA (Change of Direction Ability)

- Assistant referees run one 10m x 8m x 8m x 10m sprint
- The distance between A and B is 2 meters. The distance between B and C is 8 meters.
- The 'start line' is marked out 0.5m before the timing gate (A).
- Assistant referees line up at the start with their front foot touching the 'start line'. Once the test

leader signals ready, the assistant referee is free to start.

- Assistant referees sprint 10m forward (A to C), 8m sideways left (C to B), 8m sideways right (B to C) and 10 m forward (C to A).
- If an assistant referee falls or trips, they should be given an additional trial.
- If an assistant referee fails the trial, they should be given an additional trial. If they fail two trials, the match official has failed the test.



Assistant Referee Test 2: Repeated Sprint Ability

- Assistant referees run five consecutive 30 meter sprints followed by a recovery period after each sprint (while walking back to the start line)
- The 'start' gate is placed at 0m and the 'finish' gate at 30m. The 'start line' is marked out 1.5m before the 'start' gate.
- Assistant referees line up at the start with their front foot touching the 'start line'. Once the test leader signals ready, the assistant referee is free to start.
- Assistant referees receive a maximum of 30 seconds recovery between each of the 5 x 30m sprints. During recovery, assistant referees must walk back to the start.
- If an assistant referee falls or trips, they should be given an extra trial (one trial = 1 x 30 m).
- If an assistant referee fails one trial out of the five, they should be given a sixth trial immediately after the fifth trial. If they fail two trials out of six, the match official has failed the test.



Assistant Referee Test 3: Interval Test

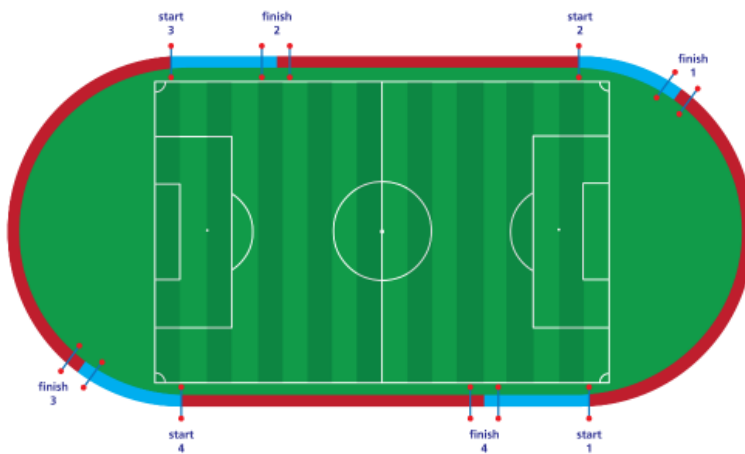
- Assistant referees must complete 40 x 75m run / 25m walk intervals. This equates to 10 laps of a 400m athletics track. A lap consists of four 75 meter runs with four 25 meter recovery walks
- The pace is dictated by the audio file and reference times are set in accordance with the assistant

**U.S. Soccer Federation Referee Program
Grade 5 Referee Certification Requirements
For 2018**



referee's category.

- Assistant referees must start from a standing position. They must not start before the whistle. On the whistle, assistant referees are allowed to start running.
- At the end of each run, each assistant referee must enter the 'walking area' before the whistle. The walking area is marked out with a line 1.5m before and 1.5m behind the 75m line.
- If an assistant referee fails to place a foot inside the walking area on time, they should receive a clear warning from the test leader. If an assistant referee fails to place a foot inside the walking area on time for a second occasion, they should be stopped by the test leader and informed that they have failed the test.



Standards for Grade 5 Assistant Referee Certification

<u>Test Type</u>	<u>CODA Standard</u>	<u>Sprint Standard</u>	<u>Interval Standard (run)</u>	<u>Interval Standard (walk)</u>
Assistant Referee	11.00 secs	5.10 secs	17 seconds per 75m	22 seconds per 25m